



new
technologies
in good light



www.famed.pl

ignis 160
helios 160
solis 160 solis 60
solis 30 medivent



about us

FAMED Łódź S.A.
 3D Dostawcza street
 93-231 Lodz
 NIP: 724-000-26-34
 REGON: 000035582
 KRS: 0000038333,
 SEED CAPITAL:
 1.560.000,00 PLN
 (paid in full)



Our products meet the requirements of the European Directive MDD 93/42/EEC and European standards IEC 60601-1-2011, IEC 60601-1-2-2015, IEC 60601-2-41-2010

AC090 MD/1463/4450/2016

Famed Łódź history dates back to pre-WWII times, when as Elektrosan, the company manufactured medical equipment, among others for the Military Hospital in Łódź. The trading name has changed since, but the business has remained the same.

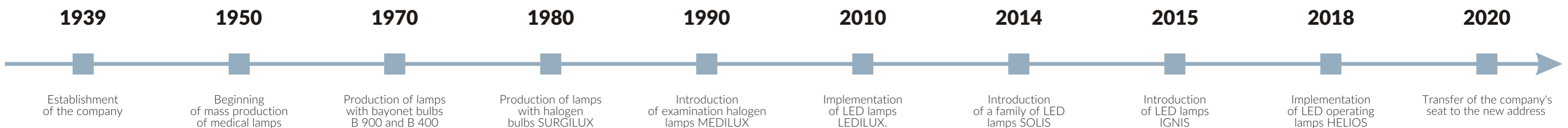
State-Owned FAMED-1 Electromedical Equipment Factory was the legal successor of State-Owned Electrical Equipment Factory in Łódź established with an ordinance of the Minister of Heavy Industry on 31 December 1949, then transformed a number of times. Initially, the factory was housed in the office and manufacturing premises given to the company in the centre of Łódź, at 6 Komuny Paryskiej Square. In 1968 the enterprise moved to the new facilities at 2 Szparagowa Street. Fabryka Aparatury Elektromedycznej FAMED Łódź S.A. was established as a result of commercialization of FAE FAMED-1 state-owned company carried out by the Minister of Treasury on 23 April 1998. In 2010 the company was privatised and added to the ORGANIKA Group. During the restructurisation process, the offices of the company were moved to 21a Ciasna Street in 2011.

Currently Famed Łódź is reputable Polish manufacturer of lighting systems. In our assortment we have got OT and examination lights, as well as diagnostic and UV sterilization lamps intended for use in doctor's offices.

Lamps manufactured by Famed use conventional halogen bulbs as the light source, as well as LEDs, which offer longer service life, high light intensity and electricity savings. In addition, LED operating lights enable switching on green LEDs only, which is convenient for endoscopic procedures (highest haemoglobin absorption occurs at a wavelength corresponding to green colour so that no reflections are generated with the green light that would hinder interpretation of the endoscopic image).

We are a manufacturer of high quality medical equipment renowned in Poland and abroad. Our long-time presence in the medical industry and the experience gained in connection with the use of modern technologies guarantee the high quality of our products. We are able to adapt to the individual needs of each customer in terms of the equipment, which makes our products tailored to the needs of our customers. We provide high quality products, professional service and professional advice - in accordance with ISO 9001:2015 and ISO 13485:2016 quality assurance systems.


NEW TECHNOLOGIES IN GOOD LIGHT is our mission that we pursue in order to fully meet your expectations.



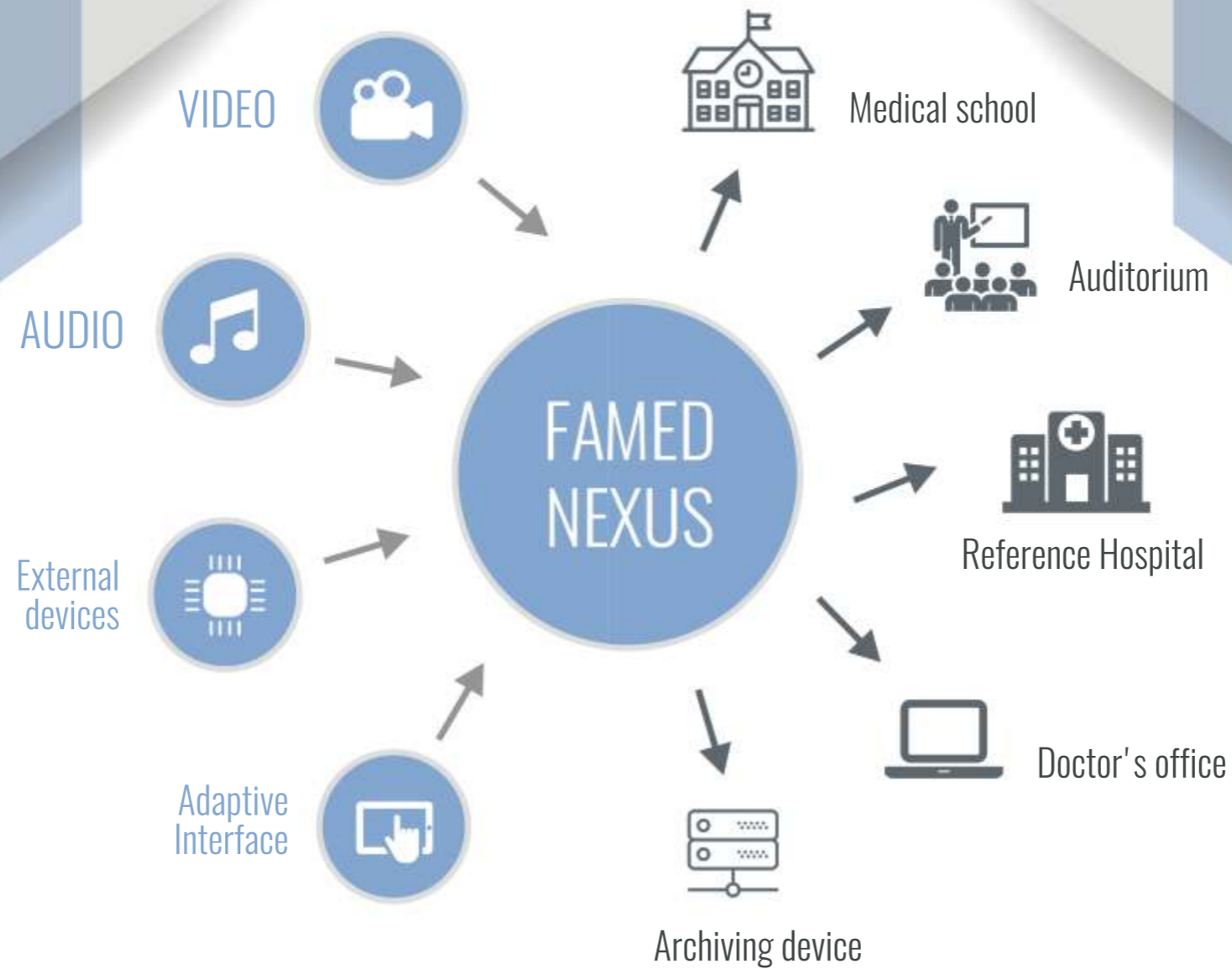


where
we are





Famed
NEXUS



Given the nearing deadlines for adaptation of premises and equipment to requirements of the Act of 15 April 2011 on medical activity and the Regulation of the Minister of Health of 26 June 2012, entities which operate health care centres have been engaged in intensive modernization work, also in operating rooms.

If you carry out work related to adaptation of operating rooms to statutory requirements, it is worth thinking about fitting out the operating room with surgery recording solutions. The draft amendment of the Act of 2011 on the system of information in the health care sector assumes that after 31 December 2017 all entities which provide medical services will be obliged to keep individual medical records in the electronic form only.

Digital recording of the surgery progress is an essential function that supports retrieval of the material in the event of any claims brought by the patient. Currently with the increasing number of claims brought by patients and activities of legal firms which specialize in claiming of damages, it may turn out that an investment in such a system will break even very soon. Besides recording the surgery progress, a properly developed system may support communication and image transmission from the operating rooms and medical imaging equipment (endoscope, laparoscope, C-arm) to remote locations, such as lecture rooms, doctor's surgeries or other medical centres. The use of audio-visual modules supports transmission of data from information systems, remote medical consultations or archiving of materials for training purposes. Solutions that we offer are designed in cooperation with our partner who has years of experience in development of audio-visual systems used in operating rooms.



medical tablet

Medical tablets support remote control of video and audio coming from various medical devices. These are high quality devices, resistant to dirt and mechanical damage.



wall-mounted control panel

A control panel gives you remote, wired access to the operating light functions. As it is wall-mounted, any change in light intensity, colour temperature or camera zoom is even easier and reachable without entering the surgeon's working zone.



recorder

Medical recorders perfectly complement operating lights with in-built cameras. Support for recording hundreds of Full HD video guarantees protection of hospital's sensitive data. The video can be shared real-time for teaching purposes.



open architecture

Open architecture supports customization of an integrated system to the hospital's needs. This combination of information technology with advanced medical technology guarantees the highest level of medical services. The entire solution is covered with secure glass that ensures easy disinfection and constant camera and light parameters.

ignis 160



The camera and surrounding diodes - the lamp can be equipped with HD camera which can be operated using two control panels placed on the dome. The central light panel guarantees excellent penetration of light, whenever it is required. Additionally, it provides a homogeneous spot of light in the operation field, irrespective of the distance of the dome. The copula is covered with safety glass ensuring easy disinfection and preserving unchanged light and camera parameters.



The lamp is equipped with the independent function of endoscope light, located on the upper part of the dome. As a result of the research and consultation with the doctors we used a green color light, which ensures the best representation of the red color, so important during endoscope procedures.



The control panel – the possibility to control light and camera parameters, using only one control panel. The dome has two identical control panels, which makes it simple to steer the lamp parameters independently of the location of the dome.



Lightweight, compact design with a circular shape. The casing is made of powder coated aluminum with the safety glass on the bottom part.

The construction guarantees easiness of use and cleaning.

By applying a small amount of external elements the dome is well protected against water and dust. Two handles – the sterile handle allows focusing of the light spot. The non-sterile handle surrounds the dome in more than 75% of its circumference, which provides independent access and makes the positioning very easy. The unique solution are two control panels located on the dome opposite each other, which provides a good access independently of the position of the operator.

Additionally, these panels allow to control not only the parameters of the light but also the parameters of the image (option with the HD camera).

IGNIS 160 is equipped with an independent option of green light for the endoscope procedures. Thanks to our 80 years of experience, we've been able to equip the lamp with a function of the additional illumination of the surgical field, effective even in cases of the deepest operating fields.

Lighthouse	IGNIS 160
Supply voltage	24 V DC
Light intensity at a distance of 1 m (Ec)	160 000 lux
Adjustable light intensity	25 ÷ 100%
Colour rendering index Ra	96
Colour temperature	4000 / 4400 / 4800 K
Operating field diameter d10	240 mm
Light spot diameter d50	120 mm
Adjustable diameter of the operating field	yes
Temperature increase near surgeon's head	< 1°C
Depth of illumination 60%, 20%	85 cm, 140 cm
Power consumption for the lighthouse	55 W
Insulation class	I
Protection degree provided by lighthouse enclosure	IP 54

ignis
160

ignis
160

IGNIS
160CAM/TV/160C



Example configurations

IGNIS 160/160C



IGNIS 160W



ignis
160

ignis
160



IGNIS 160F
IGNIS 160FA



IGNIS 160C

Example
configurations



IGNIS 160CAM/TV/160C

helios

160



The control panel – easy to use, with the turn on/off button and adjustment of the light intensity.



The sterile handle – enables focusing of the light spot of the operating field, ergonomic, placed in the center for easy access and positioning of the dome.



Three separated light sources, in the case of failure of one of them, the other two sources provide adequate illumination. The dome doesn't have any external screws and other fasteners. The smooth surface and perfectly matched components, guarantee keeping it perfectly clean.

The operating light **HELIOS 160** uses, as a source of light white LED diodes. The modern and monolithic construction of the copula makes it easy to keep the lamp clean, ensures ergonomic use and perfect cooperation with the laminar air-flow. The lamp is dedicated for operating rooms, but may be also well adopted in examination rooms, dentist and veterinary clinics. **HELIOS 160** consists of three independent light panels, containing 54 LED diodes, making it possible to reach the intensity of the light of 160 000 lux. Positioning of the lamp is easy thanks to the sterile handle placed in the middle of the copula and two non-sterile handles located on its circuit. The sterile handle is also used for regulation of the light field diameter, whereas light intensity is regulated by the control panel situated on the copula arm. There are three versions of **HELIOS** lamps: ceiling-mounted, wall-mounted and mobile (including battery back-up).

Lighthouse	HELIOS 160
Supply voltage	24V DC
Light intensity at a distance of 1 m (Ec)	160 000 lx
Adjustable light intensity	25 ÷ 100%
Colour rendering index Ra	96
Colour temperature	4400 K
Operating field diameter d10	210 mm
Light spot diameter d50	105 mm
Adjustable diameter of the operating field	yes
Temperature increase near surgeon's head	< 1°C
Depth of illumination 60%, 20%	47 cm, 68 cm
Power consumption for the lighthouse	55 W
Insulation class	I
Protection degree provided by lighthouse enclosure	IP 43

solis 160



The control panel – easy to use, with the turn on/off button and adjustment of the light intensity.



The sterile handle – enables focusing of the light spot of the operating field, ergonomic, placed in the center for easy access and positioning of the dome.



Domes – three separated light sources, in the case of failure of one of them, the other two sources provide adequate illumination. The dome doesn't have any external screws and other fasteners. The smooth surface and perfectly matched components, guarantee keeping it perfectly clean.

Construction and properties of operating and surgery lights as well as surgery sets **SOLIS 160** ensure meeting of all requirements with respect to the illumination of operating/surgery field, binding for the equipment of this kind. A new construction of lighthead consists in the application of a „slim“ version of the projector enclosure, characterized by a high protection degree (IP 43).

Lighthead	SOLIS 160
Supply voltage	24V DC
Light intensity at a distance of 1 m (Ec)	160 000 lx
Adjustable light intensity	25 ÷ 100%
Colour rendering index Ra	96
Colour temperature	4400 K
Operating field diameter d10	210 mm
Light spot diameter d50	105 mm
Adjustable diameter of the operating field	yes
Temperature increase near surgeon's head	< 1°C
Depth of illumination 60%, 20%	47 cm, 68 cm
Power consumption for the lighthead	52 W
Insulation class	I
Protection degree provided by lighthead enclosure	IP 43

solis
160



SOLIS 160W

solis
160

Example
configurations



SOLIS 160/160C



SOLIS 160C

solis 60



Movements are possible thanks to the sterilizable handle. The ergonomic design guarantees a high handling and the versions available allow use in any surgery or laboratory.



The arm moves vertically thanks to a spring-compensated balancing system, has a side full-circle handling without any stops.



With innovative „no touch“ control light intensity can be adjusted to your personal needs.

The circular reflector, designed to light up the work area thoroughly and suppress all the shadows, is equipped with handy, sterilisable handle to facilitate positioning. The lighting body, ultra-flat in order to not disturb the operator, is equipped with ultra-resistant polycarbonate screen which guarantees protection against possible accidental collisions. SOLIS 60 can be easily positioned thanks to its rotation on 4 axis: the structure has a side full-circle handling without any stops. The arm moves vertically thanks to a spring-compensated balancing system. The reflector can be rotated on the vertical and horizontal axis.

SOLIS 60 characteristics make it a unique lamp. The light intensity (over 60,000 lux at a distance of 1 m) and the technical performance suit a lamp for precision operations, in intensive care, recovery room and first aid station; its handy and non-bulky structure makes it suitable for diagnostic use, pre-operating theatres and test laboratories as well. With innovative „no touch“ control light intensity can be adjusted to your personal needs.

Lighthouse	SOLIS 60
Supply voltage	24V DC
Light intensity at a distance of 1 m (Ec)	60 000 lx
Adjustable light intensity	50 ÷ 100% touchless
Colour rendering index Ra	96
Colour temperature	4400 K
Operating field diameter d10	210 mm
Light spot diameter d50	105 mm
Adjustable diameter of the operating field	no
Temperature increase near surgeon's head	< 1°C
Depth of illumination 60%, 20%	130 cm, 194 cm
Power consumption for the lighthouse	20 W
Insulation class	I
Protection degree provided by lighthouse enclosure	IP 43

solis
60

solis
60

SOLIS 60/60C
SOLIS 60/60W



Example configurations



SOLIS 60W



SOLIS 60C

SOLIS 60F
SOLIS 60FA

solis 30

solis 30



Rail mounted version.



Ergonomic handle let you easily adjust the light.



Goosneck arm highly increases the manoeuvrability of the lamp.



Lights intensity can be adjusted fluently between 15-100%.

SOLIS 30F

SOLIS 30FA


SOLIS 30C
SOLIS 30W

Example
configurations



Wherever you need to conduct a clinical exam, **SOLIS 30** will be at your side to guarantee optimal lighting in all situations. SOLIS 30 light delivers 30 000 lux at 1 m, providing ideal illumination for all medical specialities. With faithful colour rendering (CRI 96), the **SOLIS 30** is particularly well suited for dermatology. The use of LEDs ensures that the light does not give off heat. With rail-mounted, mobile, ceiling and wall versions available, SOLIS 30 is suitable for all work environments. To make practitioners' everyday tasks easier and avoid maintenance problems, the **SOLIS 30** uses LEDs which have a considerably longer service life than halogen bulbs, leaving practitioners free to devote all their time to patients. The round and ultra-flat shape of the light makes the product ergonomic and suitable for any type of installation. Smooth and rounded shape of the dome make it easy to clean and disinfect. The radial layout of the lenses and lamp diameter permit shadow suppression and three-dimensional lighting.

Lighthouse	SOLIS 30
Supply voltage	24V DC
Light intensity at a distance of 1 m (E _c)	30 000 lx
Adjustable light intensity	15 ÷ 100%
Colour rendering index Ra	96
Colour temperature	4400 K
Operating field diameter d10	230 mm
Light spot diameter d50	115 mm
Adjustable diameter of the operating field	no
Temperature increase near surgeon's head	< 1°C
Depth of illumination 60%, 20%	140 cm, 202 cm
Power consumption for the lighthouse	15 W
Insulation class	I
Protection degree provided by lighthouse enclosure	IP 43



Medivent		
Type of unit	MEDIVENT 60	MEDIVENT 110
Supply voltage	220-240 V, 50-60 Hz	
Power requirement	~90 VA	~130 VA
UV bulbs (254nm radiation)	2 UV bulbs (2 x 30 W)	2 UV bulbs (2 x 55 W)
Lifetime of UV - bulb	9000 h	
Disinfected air delivery rate	40 m³/h	
Efficiency of the fan	150 m³/h	
Class of protection against electric shock	I	
Protection provided by enclosure	IP 20	
Overall dimension	1280 x 170 x 123 mm	
Weight	WALL VERSION - 10 KG MOBILE - 16 KG	

**PROVEN BY RESEARCH IN INDEPENDENT LABORATORIES
HIGH EFFICIENCY OF KILLING BACTERIA, VIRUSES AND FUNGI**

- | | | |
|-----------------------------|----------------------|--------------------------|
| BACTERIA | VIRUSES | FUNGI |
| Legionella pneumophila | Poliovirus | Saccharomyces cerevisiae |
| Staphylococcus aureus | Infectious hepatitis | Saccharomyces spores |
| Bacillus megatherium | Influenza | Aspergillus flavus |
| Bacillus megatherium spores | | Aspergillus niger |
| Streptococcus haemolyticus | | Mucor racemodus |
| Bacillus anthracis | | Penicillium digitatum |
| Corynebacterium diphtheriae | | Rhizopus nigricans |
| Pseudomonas aeruginosa | | Cladosporium herbarum |
| Shigella paradysenteriae | | |
| Bacillus tuberculosis | | |



FAMED Łódź S.A.
3D Dostawcza Street
93-231 Lodz

February 2021 | VI edition

Office:
Jarosław Majchrzak, mobile: +48 784 012 501, j.majchrzak@famed.pl
Elena Świątek, mobile: +48 601 276 583, e.swiatek@famed.pl